



The universal solution for all applications

The solution for every tiled shower areas, with great adaptability concerning the construction conditions (renovation or new).

Turbosol now brings two complete solutions :

Answer **1**
Complete system with **PVC waterproof sealing film**


The solution to guarantee the waterproofing of shower areas.



The extra turbo effect

Answer **2**
Complete system with **high density EPS board**

The solution to create or restore a shower area by directly tiling on the board



Solution for shower channel

The stainless steel drainage design solution for shower areas




The extra turbo effect

A large choice in design stainless steel grids



GTS01
Standard grid included in the pack




GTS02



GTS03



GTS04



GTS05



GTS06

Designation	Reference	Code
Turbosol with waterproof sealing film and glue Kit complet bonde Turbosol + colle 120 cm x 120 cm 150 cm x 180 cm 180 cm x 210 cm 180 cm x 210 cm + perçage spécial	TBS01 TBS02 TBS03 TBS99	205391 205392 205393 205394
Turbosol with high density EPS board Complete Turbosol kit + HD EPS board 50 cm x 50 cm x 3,5 cm 90 cm x 90 cm x 4 cm 100 cm x 100 cm x 4,2 cm 120 cm x 120 cm x 4,5 cm 120 cm x 150 cm x 5 cm 180 cm x 90 cm x 4,2 cm	TBSP1 TBSP2 TBSP3 TBSP4 TBSP5 TBSP6	205399 205400 205401 205402 205432 205434
Precut EPS structure 50 cm x 50 cm x 7 cm 90 cm x 90 cm x 7 cm 100 cm x 100 cm x 7 cm 120 cm x 120 cm x 7 cm 120 cm x 150 cm x 7 cm 180 cm x 90 cm x 7 cm	TBSD1 TBSD2 TBSD3 TBSD4 TBSD5 TBSD6	205403 205404 205405 205406 205433 205435
Accessoires Joint pour angle rentrant Joint pour angle sortant	770 771	411587 411588
Grids Design stainless steel grid 10 cm x 10 cm Design stainless steel grid 10 cm x 10 cm Design stainless steel grid 10 cm x 10 cm Design stainless steel grid 10 cm x 10 cm Design stainless steel grid 10 cm x 10 cm Design stainless steel grid 10 cm x 10 cm Design stainless steel grid 10 cm x 10 cm Design stainless steel grid 15 cm x 15 cm avec support de grille	GTS01 GTS02 GTS03 GTS04 GTS05 GTS06 GTS11	411572 411573 411574 411575 411576 411577 411623
Floor line caniveaux de sol 80 cm x 50 cm 80 cm x 80 cm	CS50 CS80	442054 442055

Mars 2008 - 5 F

Crédit photos : Betty - Remerciement à Europe 2000


meibourne RCS N° 388 797 045

EXCLUSIVE FOR TILED SHOWERS

Solution with PVC film



Solution with EPS panel



A complete **100% universal kit**



Source of longlasting solutions



Bathrooms - kitchen - toilets

Source of longlasting solutions


S.A.S - 15, avenue Jean Moulin BP 14
69720 Saint Laurent de Mure
Tél. : +33 4 72 48 39 00 - Fax : +33 4 78 40 85 78
www.sas-france.com



Turbosol

Complete system with **PVC waterproof sealing film**

- Large choice of dimensions in waterproofing solutions
- For any type of installation
- High outflow draining



A waterproof PVC film sealed to the waste at the SAS factory

0.5 mm thickness For an improved handling.

A choice in sizes to adapt to every situation :

- 120 cm x 120 cm
- 180 cm x 150 cm
- 180 cm x 210 cm



Complete system with **waterproof sealing PVC film**, delivered in a « complete kit » pack including the waste with its film and the SAS glue necessary to the installation.



Turbosol

Complete system with **high density EPS board**

- Ready to fit
- Direct tiling on the film set on the board
- High speed drainage



A high density EPS panel for less masonry :

High density EPS board with a 2 % integrated slope :

Simplified setup, quick drainage of water.



Perfectly waterproof :

- Between the waste and the board (patented system and factory seal assembly)
- Overlapping film with edges for floor and wall gluing.

Other accessories :

A precut EPS structure to avoid the cast pedestal..


Preformed polyethylene corners, ready to fit in open and closed corners.



Floor line

Système for **shower channel**

- Ready to install
- simple and easy installation
- fast drainage : turbo technology



Designer stainless steel floorline :

A removable channel grid for an easy cleaning :

Simplified mounting, water flow facilitated.

Perfect watertightness between this waste and the floorline

Available in two lengths : 50 and 80 cm.



A maximum of advantages

Turbo outflow

An exceptional outflow rate waste of 40 to 56L/mn depending on application

Incredibly compact

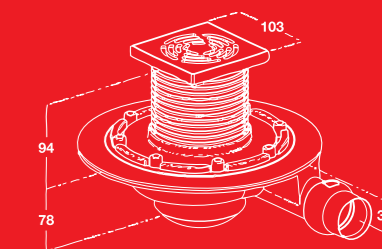
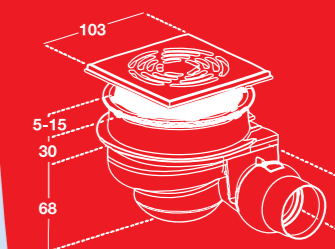
Less than 80mm thick under the film or board

Easy maintenance

Choice of connection to the drain

Polyvalent articulated outlet for horizontal or vertical connection to be glued.

Turbosol



Floor line

